



茂迪

股票代碼: 6244 TWO
2025年第四季法人說明會

2026年3月13日

發言人: 王丁召

代理發言人: 朱宜珊

電話: +886-6-5050789

郵件: ir@motech.com.tw



Safe Harbor Notice

Except for statements in respect of historical matters, the statements in this presentation are “forward-looking statements”. Such forward-looking statements involve known and unknown risks, uncertainties and other factors which may cause the actual performance, financial condition or results of operations of Motech Industries, Inc. (Motech) to be materially different from any future such matters implied by such forward-looking statements. Investors are cautioned that actual events and results could differ materially from these statements as a result of a variety of factors, including conditions in the overall market and economy, acceptance and demand for products, and technological and development risks.

The financial statements included were prepared and published in accordance with IFRS as issued by the IASB

The financial forecasts and forward-looking statements in this release reflect the current belief of Motech as of the date of this release and Motech undertakes no obligation to update these forecasts and forward-looking statements for events or circumstances that occur subsequent to such date.



營運績效與財務表現



合併損益表-單季

(單位：新台幣百萬元)

	4Q'25		3Q'25		QoQ	4Q'24		YoY
銷貨淨額	808	100.0%	794	100.0%	1.8%	830	100.0%	-2.7%
營業成本	694	85.9%	672	84.6%	3.3%	686	82.6%	1.2%
營業毛利	114	14.1%	122	15.4%	-6.8%	144	17.4%	-21.3%
營業費用	89	11.2%	78	9.8%	14.1%	87	10.5%	2.5%
營業淨利	25	3.1%	44	5.5%	-42.4%	58	6.9%	-56.0%
業外收入(支出)	(67)	-8.3%	1	0.1%		(24)	-2.9%	
稅前淨利(損)	(42)	-5.2%	45	5.6%		34	4.1%	
本期淨利(損)	(52)	-6.4%	38	4.8%		35	4.2%	
歸屬於母公司業主之本期淨利(損)	(52)	-6.5%	36	4.6%		34	4.1%	
基本每股盈餘(註)	-0.13		0.09			0.09		

(註)計算基本每股盈餘之當年度加權平均流通在外股數，4Q'25及4Q'24均為387百萬股。

Financial Performance

MOTECH
Modern Technology for a Sustainable World

合併損益表-累計

(單位：新台幣百萬元)

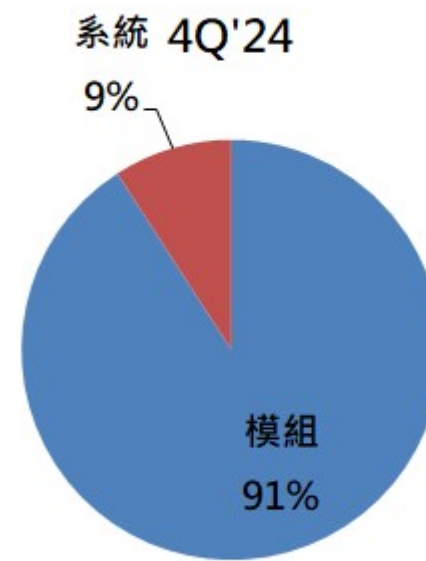
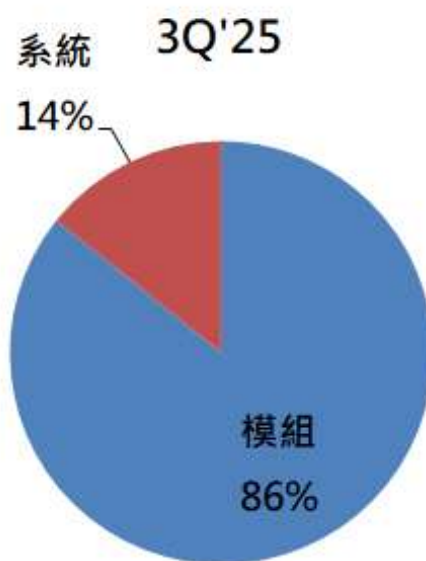
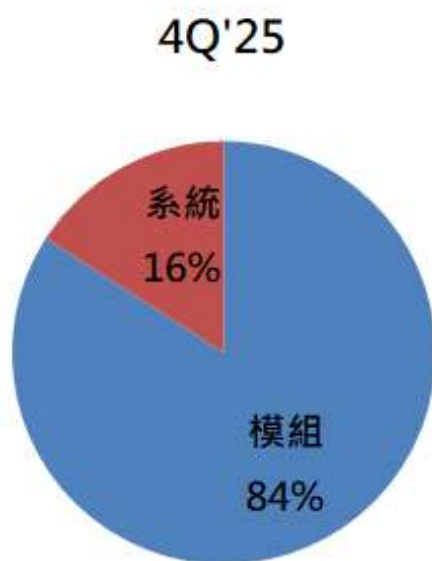
	1Q'25-4Q'25		1Q'24-4Q'24		YoY
銷貨淨額	3,063	100.0%	3,225	100.0%	-5.0%
營業成本	2,571	83.9%	2,589	80.3%	-0.7%
營業毛利	492	16.1%	636	19.7%	-22.6%
營業費用	339	11.1%	363	11.3%	-6.6%
營業淨利	153	5.0%	273	8.5%	-44.0%
業外收入(支出)	(66)	-2.2%	(27)	-0.8%	144.4%
稅前淨利	87	2.8%	246	7.6%	-64.6%
本期淨利	59	1.9%	241	7.5%	-75.5%
歸屬於母公司業主之本期淨利	55	1.8%	235	7.3%	-76.6%
基本每股盈餘(註)	0.14		0.61		-77.0%

(註)計算基本每股盈餘之當年度加權平均流通在外股數，4Q'25及4Q'24均為387百萬股。

Financial Performance

營收組成

- 4Q'25及3Q'25系統營收佔比均高於4Q'24主係持有電站容量及工程收入均持續增加



合併資產負債表

(單位：新台幣百萬元)	4Q'25	3Q'25	QoQ	4Q'24	YoY
現金及約當現金	2,632	2,276	15.6%	2,652	-1%
存貨	636	752	-15.4%	642	-1%
不動產、廠房及設備	3,969	4,083	-2.8%	4,027	-1%
資產總額	9,704	9,727	-0.2%	9,648	1%
短期借款(註)	968	1,818	-46.7%	961	1%
長期借款	2,300	1,449	58.8%	2,048	12%
負債總額	5,257	5,303	-0.9%	5,119	3%
權益總額	4,447	4,424	0.5%	4,528	-2%
總負債/總資產比率	54.2%	54.5%		53.1%	
應收帳款收現天數	31	34		27	
存貨週轉天數	90	94		85	

(註)短期借款係包含短借、應付短期票券及一年內到期長期負債。

Financial Performance

營運及市場策略

- 力推高利基之N型TOPCon產品
- 拓展太陽能電廠建置及發電量
- 太陽能系統在農業與建築的應用

Market and Company Update



MOTEC
Modern Technology for a Sustainable World



MOve the Future

Capture the Sun

For a brighter future, a jar of solar energy a day keeps the pollution away - think **MOTECH**.

Thanks for your attention

Spokesperson :
Ting Wang
ir@motech.com.tw

