



茂迪

股票代碼: 6244 TWO
2025年第二季法人說明會

2025年8月14日

發言人: 王丁召

代理發言人: 朱宜珊

電話: +886-6-5050789

郵件: ir@motech.com.tw



Safe Harbor Notice

Except for statements in respect of historical matters, the statements in this presentation are “forward-looking statements”. Such forward-looking statements involve known and unknown risks, uncertainties and other factors which may cause the actual performance, financial condition or results of operations of Motech Industries, Inc. (Motech) to be materially different from any future such matters implied by such forward-looking statements. Investors are cautioned that actual events and results could differ materially from these statements as a result of a variety of factors, including conditions in the overall market and economy, acceptance and demand for products, and technological and development risks.

The financial statements included were prepared and published in accordance with IFRS as issued by the IASB

The financial forecasts and forward-looking statements in this release reflect the current belief of Motech as of the date of this release and Motech undertakes no obligation to update these forecasts and forward-looking statements for events or circumstances that occur subsequent to such date.



營運績效與財務表現



合併損益表-單季

(單位：新台幣百萬元)

	2Q'25		1Q'25		QoQ	2Q'24		YoY
銷貨淨額	668	100.0%	793	100.0%	-15.8%	792	100.0%	-15.7%
營業成本	565	84.5%	641	80.8%	-11.9%	611	77.1%	-7.6%
營業毛利	103	15.5%	153	19.2%	-32.4%	181	22.9%	-43.0%
營業費用	83	12.4%	88	11.1%	-6.2%	96	12.1%	-13.8%
營業淨利	20	3.0%	64	8.1%	-68.4%	85	10.7%	-76.1%
業外收入(支出)	(7)	-1.0%	6	0.8%		(30)	-3.8%	
稅前淨利	13	2.0%	71	8.9%	-81.2%	55	6.9%	-75.8%
本期淨利	6	0.9%	67	8.4%	-91.0%	53	6.6%	-88.6%
歸屬於母公司業主之本期淨利	5	0.8%	66	8.3%	-92.2%	51	6.4%	-89.8%
基本每股盈餘(註)	0.01		0.17		-94.1%	0.13		-92.3%

(註)計算基本每股盈餘之當年度加權平均流通在外股數，2Q'25、1Q'25及2Q'24均為387百萬股。

Financial Performance

合併損益表-累計

(單位：新台幣百萬元)

	1Q'25-2Q'25		1Q'24-2Q'24		YoY
銷貨淨額	1,461	100.0%	1,678	100.0%	-12.9%
營業成本	1,206	82.5%	1,302	77.6%	-7.4%
營業毛利	256	17.5%	376	22.4%	-31.9%
營業費用	171	11.7%	183	10.9%	-6.6%
營業淨利	85	5.8%	192	11.5%	-56.1%
業外收入(支出)	(1)	0.0%	(10)	-0.6%	
稅前淨利	84	5.7%	183	10.9%	-54.1%
本期淨利	73	5.0%	180	10.7%	-59.5%
歸屬於母公司業主之本期淨利	71	4.9%	176	10.5%	-59.6%
基本每股盈餘(註)	0.18		0.46		-60.9%

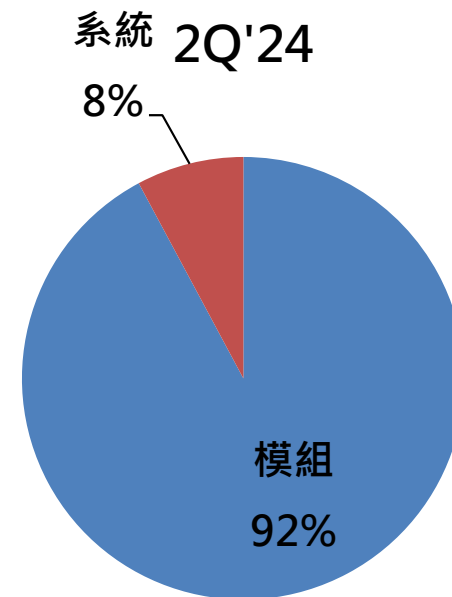
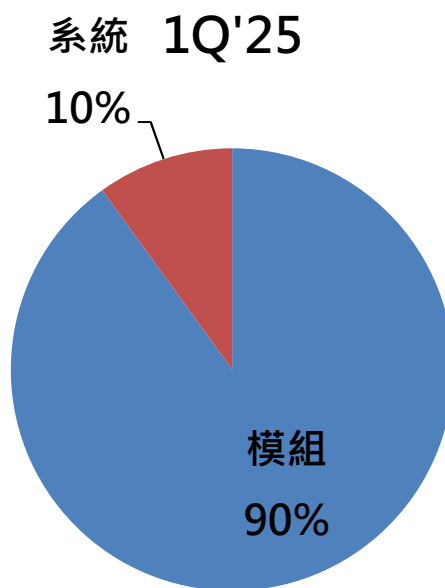
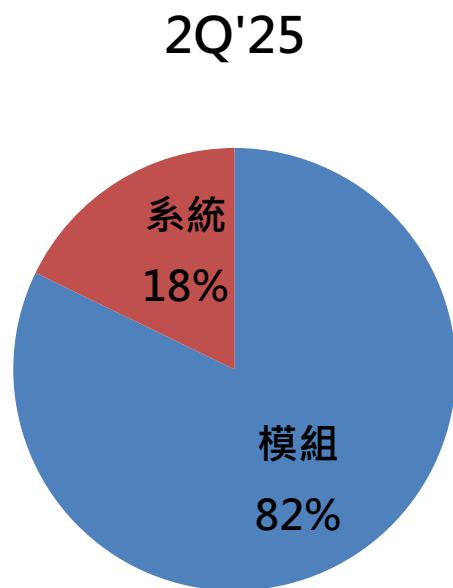
(註)計算基本每股盈餘之當年度加權平均流通在外股數，2Q'25及2Q'24均為387百萬股。

Financial Performance



營收組成

- 2Q'25及1Q'25系統營收佔比均高於2Q'24主係持有電站容量持續增加
- 2Q'25系統營收佔比高於1Q'25主係2Q為發電旺季



Market and Company Update

合併資產負債表

(單位：新台幣百萬元)

	2Q'25	1Q'25	QoQ	2Q'24
現金及約當現金	2,496	2,671	-6.6%	2,508
存貨	646	715	-9.7%	691
不動產、廠房及設備	4,104	4,093	0.3%	3,558
資產總額	9,545	9,898	-3.6%	9,183
短期借款(註)	1,842	1,373	34.2%	558
長期借款	1,458	1,784	-18.3%	2,054
負債總額	5,211	5,276	-1.2%	4,733
權益總額	4,334	4,622	-6.2%	4,450
<hr/>				
總負債/總資產比率	54.6%	53.3%		51.5%
應收帳款收現天數	35	30		31
存貨週轉天數	109	96		93

(註)短期借款係包含短借、應付短期票券及一年內到期長期負債。

Financial Performance

營運及市場策略

- 力推高利基之N型TOPCon產品
- 拓展太陽能電廠建置及發電量





MOve the Future

Thanks for your attention

**Spokesperson :
Ting Wang
ir@motech.com.tw**

Capture the Sun

For a brighter future, a jar of solar energy a day keeps the pollution away - think **MOTECH**.