



XS166B9

Monocrystalline X-Cells

Bifacial Solar Cell - Orion 2.9B

Dimension	166mm x 166mm ± 0.3mm
Thickness(Si)	175 +20/-30 μm
Front	Anisotropically texturized surface and dark silicon nitride anti-reflection coatings 0.1±0.05mm silver busbars
Back	Local aluminum back-surface field 1.4±0.5mm (silver / aluminum) discontinuous soldering pads





► Features

- > High conversion efficiencies resulting in superior power output performance
- > Outstanding power output even in low light or high temperature conditions
- > Optimized design for ease of soldering and lamination
- > Long-term stability, reliability and performance
- > Low breakage rate
- > Uniform Color

► Production and Quality Control

- > Precision cell efficiency sorting procedures
- > Stringent criteria for color uniformity and appearance
- > Reverse current and shunt resistance screening
- > ISO 9001, ISO 14001, and ISO 45001 certificated
- > Calibrated against Fraunhofer ISE



* See the reverse side for more detail

Electrical Performance

Efficiency Code		228	227	226	225	224	223
Efficiency	Eff (%)	22.80	22.70	22.60	22.50	22.40	22.30
Power	P _{pm} (W)	6.25	6.22	6.20	6.17	6.14	6.11
Max. Power Current	I _{pm} (A)	10.67	10.65	10.64	10.62	10.60	10.58
Short Circuit Current	I _{sc} (A)	11.20	11.19	11.17	11.16	11.14	11.13
Max. Power Voltage	V _{pm} (V)	0.586	0.584	0.583	0.581	0.580	0.578
Open Circuit Voltage	V _{oc} (V)	0.687	0.686	0.685	0.684	0.682	0.681

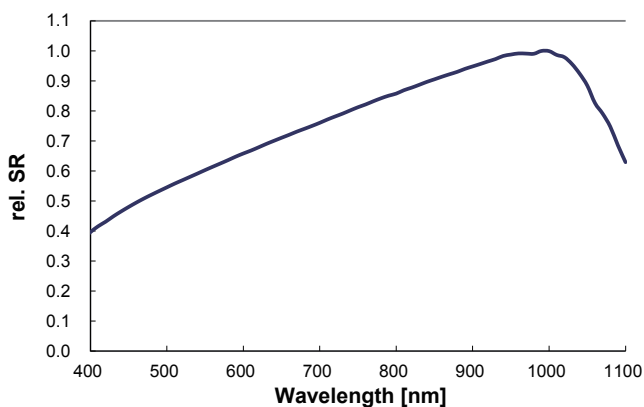
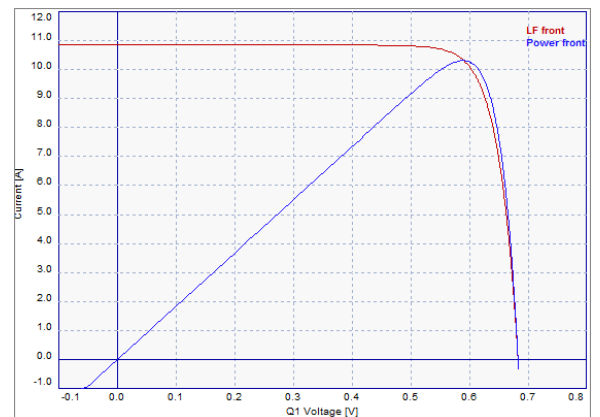
Efficiency Code		222	221	220	219	218	217
Efficiency	Eff (%)	22.20	22.10	22.00	21.90	21.80	21.70
Power	P _{pm} (W)	6.09	6.06	6.03	6.00	5.98	5.95
Max. Power Current	I _{pm} (A)	10.56	10.54	10.53	10.50	10.49	10.47
Short Circuit Current	I _{sc} (A)	11.12	11.10	11.09	11.07	11.06	11.04
Max. Power Voltage	V _{pm} (V)	0.576	0.575	0.573	0.572	0.570	0.568
Open Circuit Voltage	V _{oc} (V)	0.679	0.679	0.678	0.677	0.675	0.674

Standard test condition : AM1.5, 1000W/m², 25°C. Average accuracy of all tested figures is ±1.5% rel.

Temperature Coefficients

Current Temperature Coefficient	0.07%/°C
Voltage Temperature Coefficient	-0.36%/°C
Power Temperature Coefficient	-0.38%/°C

Standard test condition : AM1.5, 1000W/m², 25°C.

Spectral Response(SR)

IV Curve


Specifications subject to change without prior notice. MOTTECH reserves the rights of final interpretation and revision of this datasheet.